



MASS YOUTH SOCCER SESSION PLAN

Topic

DRIBBLING FOR PENETRATION

Objectives (5 W's)

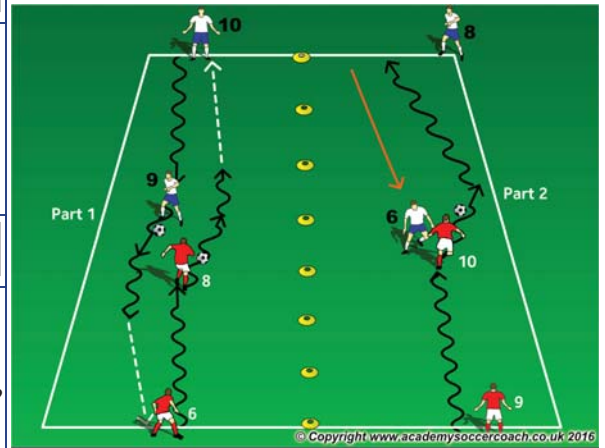
Who: #8, #9, #10
Where: In the attacking half of the field
What: Dribbling and Running with the Ball to Penetrate
When: In possession of the ball with space to attack behind the defense
Why: To penetrate the opponent's defense and create goal scoring opportunities

Organization

Duration Intensity

Area: 30Wx 40L yard grid divided into 2, 15 yard wide channels.
 Part 1. A player from each endline dribbles toward each other in the channel, performs a move to right side, accelerates past and passes to next player (repeat). Same as before now perform a move to left.
 Part 2. Play a 1v1 game in the channel to the end-lines.

Warm-up / Orientation Dribbling Lanes



Coaching Points

Activity Time Rest Intervals

•What? Technique - Dribbling, running w/the ball, head up, surface of foot to touch ball forward, distance of dribble touch, acceleration into space behind defender, change of direction/pace, use of turns, moves, feints.
•Team Tactical Attacking Principles - Play Forward or Hold the ball: Where? When? Why?

Orientation 4 v 3 to Goal w/Counter Goals



Organization

Duration Intensity

Area: 50Wx40L yard area with a big goal and 2 counter goals
 Target Team (Red): #'s 6, 8, 9, 10 - Opposition Team (White): #'s 1, 4, 5
 Red players alternate dribbling the ball onto the field to start play. Red plays to score on big goal. If White wins the ball they score in the counter goals.
 Goals scored after dribbling by an opponent is 10pts, all other goals are 1pt.

Coaching Points

Activity Time Rest Intervals

•What? Technique - Dribbling to penetrate & beat an opponent, surface of foot, distance of dribble touch. Receiving the ball to go forward, change of direction/pace, acceleration past defender.
•Team Tactical Attacking Principles - Play Forward or Hold the ball: Where? When? Create 1v1: Who? Where?

Organization

Duration Intensity

Area: 50Wx60L yard with 2 big goals
 Target Team (Red): #'s 1, 6, 7, 8, 9, 10, 11
 Opposition Team (White): #'s 1, 2, 3, 4, 5, 6, 8
 Each team is trying to score in opponent's goal. All rules apply. Goals scored after dribbling behind an opponent is 10pts, all other goals are 1pt.

Learning 7 v 7 to Goal



Coaching Points

Activity Time Rest Intervals

•What? Technique - Dribbling to penetrate. Receiving to go forward.
•Team Tactical Attacking Principles - Play Forward or Hold the ball: Where? When? Why? Create 1v1: Who? Where? Why?

Implementation

9v9 Duration Formation Activity Time Rest Intervals

Organization

In a 50Wx75L yard field, play 9v9. All FIFA Laws apply.

Coaching Points

Technical execution - Team Tactical Attacking Principles, 5W's, Speed of Play



MASS YOUTH SOCCER SESSION PLAN

Topic

DRIBBLING OF THE #'s 7 & 11

Objectives (5 W's)

Who: #7 & #11
What: Dribbling & Running with the ball to Penetrate
Where: In the flanks of the attacking half
When: When in possession of the ball & there is space to attack behind the defense
Why: Create more scoring chances when close to goal

Organization

Duration Intensity

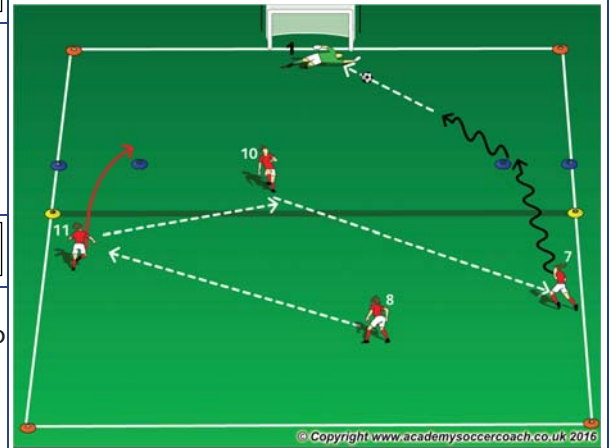
Area: 40Wx50L yard field, a 4 yard gate by each sideline in the attacking half, 1 big goal. Target team (Red): #'s 7, 8, 10, 11 – Opposition team (White): #1. Everyone on the red team needs at least 1 touch on the ball. The #7 or #11 have to be the final player to receive the ball. Once he/she receives it, they dribble through their gate toward the goal and strike the ball into the gk's (#1) hands.

Coaching Points

Activity Time Rest Intervals

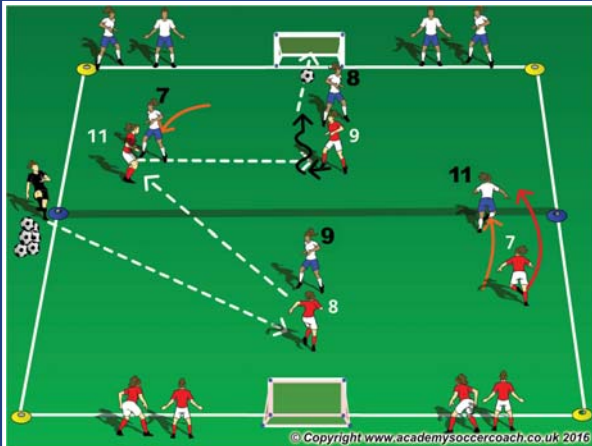
What? Technique - Dribbling/Running with the ball. Get in line with the flight of the ball. Head Still and eyes on the ball. Receiving. Surface of the foot and the ball to move forward. Preparation touch to play forward (distance). Change of pace.

Warm-up / Orientation 4v1 to Goal (Patterns)



Orientation

4v4 to Goal & Counters



Organization

Duration Intensity

Area: 40Wx50L yard field with 1 big goal and 2 counters. Target team (Red): #'s 7, 8, 10 & 11 – Opposition team (White): #'s 1, 2, 3 & 6. Red scores in the big goal & White in either counter goal. If a goal is scored or assisted by #'s 7 or 11, the goal is worth 5 points, all other goals, 1 point. Challenge the Red to score 10 points before White scores 5 points.

Coaching Points

Activity Time Rest Intervals

What? Technique - Dribbling to beat an opponent: Different moves to get around an opponent. Accelerate once past the opponent. Receiving: surface of the foot and the ball to move forward. Turning and preparation touch to play forward.

Team Tactical Attacking Principles - Spread out: Who? When? Triangulate: Who? Where? Create Diagonal Passing Lines: Who? When? Where? Why?

Organization

Duration Intensity

Area: 50Wx60L yard field, big goal both ends. Target team (Red): #'s 1, 5, 7, 8, 9, 10, 11 - Opposition team (White): #'s 1, 2, 3, 6, 8, 9, 10. Both teams attack and defend 1 big goal. All rules of soccer apply. Goals or assists by #7 or #11, add bonus (coaches choice).

Coaching Points

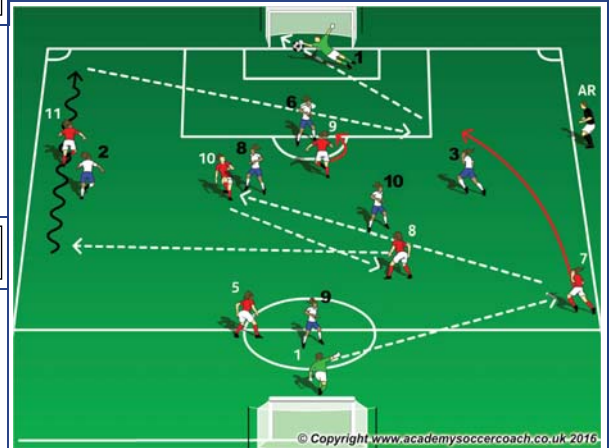
Activity Time Rest Intervals

What? Technique - Dribbling. Passing. Receiving. Shooting.

Team Tactical Attacking Principles - Play Forward or Hold the Ball: Who? Where? When? Create 2v1 or 1v1 : Who? Where? When? Triangulate: Who? Where? When? Vary the Runs to Get Behind or Between the Defense: Who? When? Where?

Learning

7v7 to Goal



Implementation

9v9

Duration Formation

Activity Time Rest Intervals

Organization

In a 50Wx75L yard field, play 9v9. All FIFA Laws apply.

Coaching Points

Technical execution, Team Tactical Attacking Principles (5 W's), Speed of play



MASS YOUTH SOCCER SESSION PLAN

Topic

PASSING AND COMBINING

Objectives
(5 W's)

Who: #7, #8, #9, #11

What: Passing, receiving, spreading out, playing forward, diagonal passing lanes, triangulation

Where: In the defensive and attacking half of the field

When: In possessions of the ball in the central and flank areas

Why: To penetrate the opponent's defense and create scoring opportunities

Organization

Duration

18 mins

Intensity

Med-High

Area: in a 32Wx20L yard field with two small goals on each end-line
Target team (Red) #'s 7, 8, 9, 11 - Opposition team (White): #'s 2, 3, 4, 6. Groups try to score as many goals as they can in either side while completing the following intervals - 1: Everyone touches the ball - 2: Complete one Wall Pass through the other team - 3: Complete one Up, Back and Through.

Coaching Points

Activity Time

4.5 min

Rest

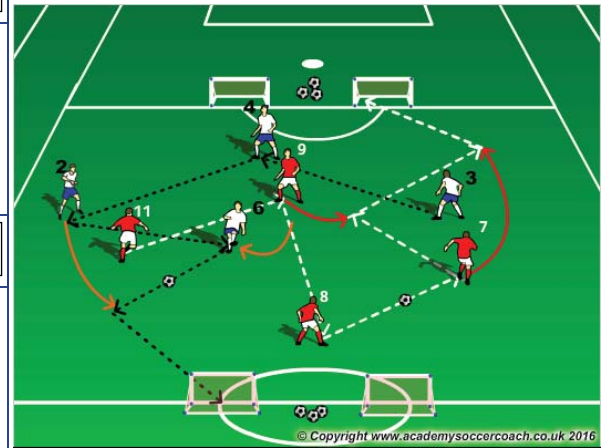
1.5min

Intervals

3

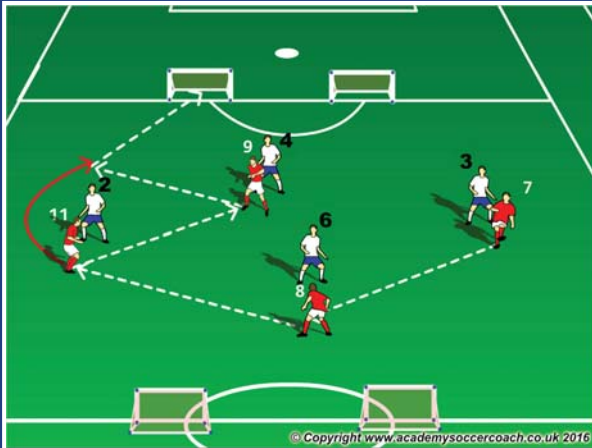
What? Technique of Passing: Non-Kicking foot pointed to target and parallel to ball. Knees bent, locked ankle with toe up (inside of the foot), eyes on ball at instant of contact, strike the ball through the center - **Receiving:** Get the body behind the ball, ankle locked and toes up, Eyes on the ball, 1st touch pushes the ball where you want to go or away from pressure

Warm-up / Orientation Pass, Move and Split



Orientation

4v4: 3 Plus Passes



Organization

Duration

20 mins

Intensity

Med-High

Area: in a 32Wx20L yard field with two small goals on each end-line
Target team: #'s 7, 8, 9, 11 - Opposition team: #'s 2, 3, 4, 6 - Play to score in the opponent's goal.

When a team makes a wall pass or 3 players make consecutive passes and score the goal is worth 100 points. Play to 300 points. Any other goal is 1 point

Coaching Points

Activity Time

5 mins

Rest

1.5min

Intervals

3

What? Technique - Passing: Accuracy and pace, Receiving: Body position, surface selection of the foot and ball, first touch direction and distance

Team Tactical Attacking Principles - Spread out: Who? Where? When? Why? - Playing forward when possible: Who? Where? When? Why? - Create Diagonal Passing lanes: Who? Where? When? Why? - Triangulate: Who? Where? Why?

Organization

Duration

22 mins

Intensity

Medium

Area: in a 50Wx60L yard field with goals
Target team: #'s 1, 4, 6, 7, 8, 9, 11 - Opposition team: #'s 1, 2, 3, 4, 6, 8, 9. Play to score in the opponent's goal. All laws apply.

Coaching Points

Activity Time

9 mins

Rest

2 mins

Intervals

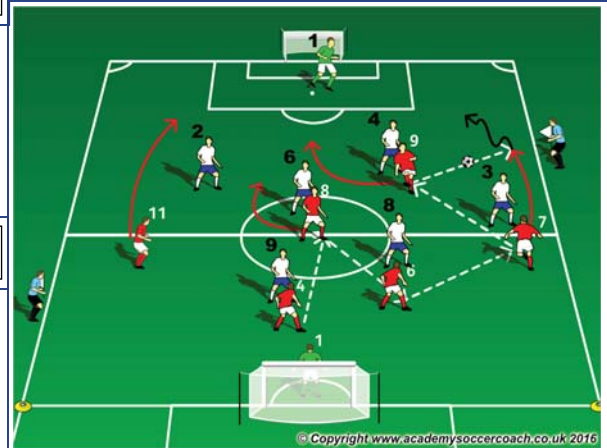
2

What? Technique - Passing, Receiving, Shooting

Team Tactical Attacking Principles - Spread out: Who? Where? When? Why? - Playing forward when possible: Who? Where? When? Why? - Triangulate: Who? Where? When? - Create Diagonal passing lanes: Who? Where? When? Why? - 2v1's: Where? When? Why? - Runs in behind/between the defensive line: Who? When?

Learning

7v7 to Goals



Implementation

9v9

Duration

30 mins

Formation

R GK-3-2-3 v W GK-3-3-2

Activity Time

12 mins

Rest

3 mins

Intervals

2

Organization

In a 50Wx75L field play 9v9. All FIFA laws apply. Encourage #'s 7, 8, 9, 11 to combine with each other.

Coaching Points

Technical Execution, Team Tactical Attacking Principles, 5W's, Speed of Play



MASS YOUTH SOCCER SESSION PLAN

Topic

PASSING FROM WIDE AREAS

Objectives (5 W's)

Who: #2, #3, #7, #11
Where: Attacking half of the field
What: Passing, Receiving, Shooting
When: In possession of the ball when the defense is compact centrally
Why: To penetrate the defense and create scoring opportunities

Organization

Duration Intensity

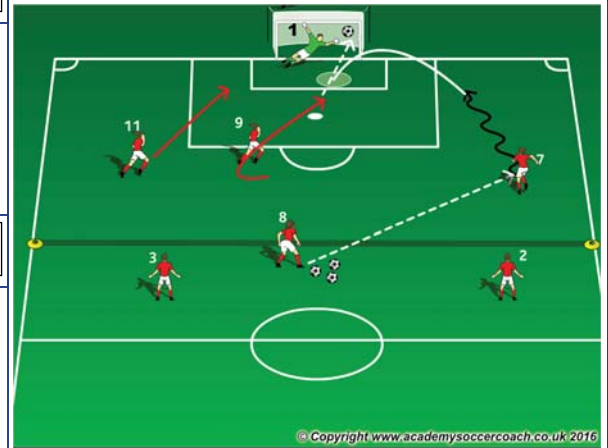
Area: 50Wx40L yard, one goal, area outside the penalty area, Target Team (Red) - #2,3,7, 9 & 11, #8 acts as server to start play. Opposition - #1
 #8 serves ball in to a #7, 11 or #2, 3. #9 joins the play and they try to score on the #1. Service from the flank should vary from aerial, to low and driven across the area. Switch sides of the service. Add a chaser to catch the flank server.

Coaching Points

Activity Time Rest Intervals

What? Technique - Dribbling to set up a pass, prep touch, surface of foot. Passing, surfaces of the foot, types of pass, aerial, lofted, driven, bent.
Attacking - Team Tactical Principles - Spread Out: Who? Where? When? Occupy All Spaces: Who? Where? Create Passing Options: Who? Where? When?

Warm-up / Orientation 3 v 1 to Goal



Orientation 6 v 4 to Goal with Counter Goals

Organization

Duration Intensity



Area: 50Wx40L yard field with one big goal and 2 counter goals
 Target Team (Red): #'s 2, 3, 7, 8, 9, 11 - Opposition Team (White): #'s 1, 2, 3, 4
 Red Team plays to score on the big goal. If the White Team wins the ball they score in the counter goals. Offside is applied for the Red Team.
 Goals scored from flank play is 10pts. Goal scored directly from flank service is 50pts

Coaching Points

Activity Time Rest Intervals

What? Technique - Dribbling to set up a pass. Passing types, aerial, driven, lofted, bent. Receiving, foot/body surface based on type of service from the flank, redirecting service to score.
Team Tactical Attacking Principles - Create Passing Options: Who? When? Play Forward: When? Where? Why? Create 2v1 or 1v1: Who? Where? When?

Organization

Duration Intensity

Area: 50Wx60L yard field, big goal on each end-line
 Target Team (Red): #'s 1, 2, 3, 4, 7, 8, 9, 11
 Opposition Team (White): #'s 1, 2, 3, 4, 6, 8, 10
 Both teams attack and defend a big goal. All rules of the game apply.
 Goals scored from flank play is 10pts. Goal scored directly from flank service is 50pts

Coaching Points

Activity Time Rest Intervals

What? Technique - Dribbling. Passing from wide positions. Receiving flank service. Shooting.
Team Tactical Attacking Principles - Create Passing Options: Who? When? Play Forward: When? Where? Create 2v1 or 1v1: When? Where? Why? Vary Runs to Get Behind/Between the Defensive Line(s): Who? Where? When? Why?

Learning 8 v 7 to Goal



Implementation

9v9 Duration Formation Activity Time Rest Intervals

Organization

In a 50Wx75L yard field, play 9v9. All FIFA Laws apply.

Coaching Points

Technical execution, Team Tactical Attacking Principles (5W's), Speed of Play



MASS YOUTH SOCCER SESSION PLAN

Topic

INDIVIDUAL ATTACKING OF THE #9

Objectives (5 W's)

Who: #9
What: Dribbling, Passing, Receiving & Shooting to create scoring chances
Where: In the attacking (final) third of the field
When: When in possession of the ball and within striking range
Why: Create more scoring chances when within striking range

Organization

Duration Intensity

Area: 40Wx50L yard field with a small goal on each end line and all the soccer balls by the goals. Target team (Red): #'s 7, 8, 9, 11 - Opposition team (White): #'s 7, 8, 9 & 11. Each team has 4 players on the field & 4 on deck. All the players must touch the ball then score. Once goal is scored, exit the field and team on deck enters the field. Play till 1 team scores eight goals before the other team does.

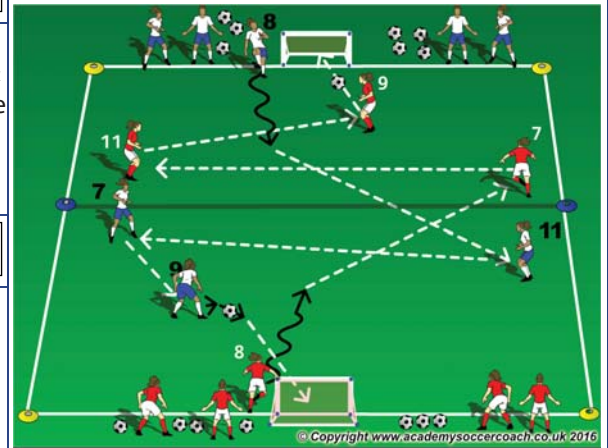
Coaching Points

Activity Time Rest Intervals

What? Technique - Dribbling: running with the ball. Passing: surface of the foot and ball to move forward. Head still & eyes on the ball. Receiving: get in line with the flight of the ball. Watch the ball onto your foot. Turning when back is to goal. Shooting: Head down to watch the ball off your foot. Preparation touch to play forward (distance from body). None kicking foot along side of the ball.

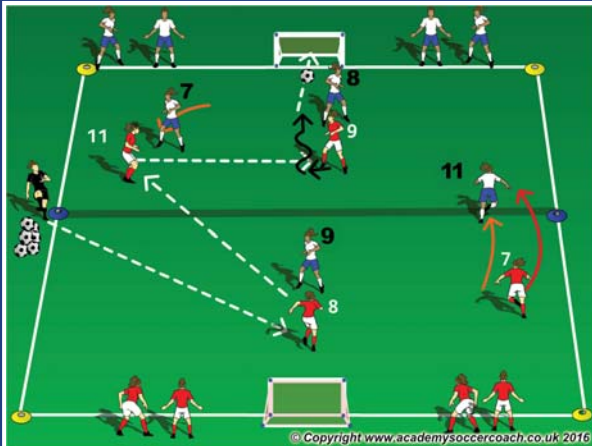
Warm-up / Orientation

4v0 to Goal



Orientation

4v4 to Goal



Organization

Duration Intensity

Area: 40Wx50L yard field with a small goal on each end line and all the soccer balls at midfield with the coach. Target team (Red): #'s 7, 8, 9, 11 – Opposition team (White): #'s 7, 8, 9, 11. 4 players on the field and 4 on deck. Play a game for 3 minutes or 2 goals. If a goal is scored, the coach will put a new ball into play Any goal scored by the #9 is worth 3 points and a game winner.

Coaching Points

Activity Time Rest Intervals

What? Technique - Dribbling: To beat an opponent. Running with the ball. Turning to beat an opponent. Passing/Receiving: Head down. Proper surface for a long/short pass. Watch the ball off your foot. Watch the ball onto your foot.
Team Tactical Attacking Principles - Spread Out: Where? When? Triangulate: Who? Where? When? Play forward when possible: Who? When? Where?

Organization

Duration Intensity

Area: 50Wx60L yard field, a big goal at 1 end and a small counter at the other. Target team (Red): 4, 6, 7, 8, 9, 10, 11 – Opposition team (White): 1, 5, 6, 7, 8, 9, 11. Red attacks the big goal. If white wins the ball, they attack the small counter goal. Any goal or assist by the Red #9 is worth 5 points.

Coaching Points

Activity Time Rest Intervals

What? Technique: Dribbling. Passing. Receiving. Shooting.
Team Tactical Attacking Principles - Spread Out: Where? When? Triangulate: Who? Where? When? Play forward when possible or hold the ball: Who? When? Where? Vary the runs to get behind or between the defensive line(s): When? Where? Why?

Learning 7v7 to Goal and Small Counter Goal



Implementation

9v9 Duration Formation Activity Time Rest Intervals

Organization

In a 50Wx75L yard field, play 9v9. All FIFA Laws apply.

Coaching Points

Technical execution, Team Tactical Attacking Principles (5 W's), Speed of play



MASS YOUTH SOCCER SESSION PLAN

Topic

GROUP ATTACKING - THROUGH , OVER & AROUND

Objectives (5 W's)

Who: #7, #8, #9, #11 **What:** Dribbling, Passing, Receiving, Shooting, Spreading out, Triangulation around the ball, Playing forward, Creating diagonal passing lanes and 2v1's
Where: Attacking half of the field
When: In possession of the ball in the attacking half
Why: To create more scoring chances around the goal area

Organization

Duration Intensity

Area: in a 47Wx36L yard field with two goals on each endline
 Target team (Red) #7, #8, #9, #11 - Opposition team (White): #2, #3, #4, #6. Groups to score as many goals as they can in either side after completing the following tasks ~ 1: Score after completing 2 split passes ~ 2: Score after completing one wall pass in the flanks ~ 3: Score from a lofted ball over the other group.

Coaching Points

Activity Time Rest Intervals

What? Technique - Passing: Non-Kicking foot pointed to target and parallel to ball, knees bent and balanced, ankle locked and toes up. **Receiving:** Body position, surface selection of the foot and ball, first touch direction and distance. **Dribbling:** Running with the ball and to beat an opponent. **Shooting:** Preparation of the ball, surface of the foot and the ball.

Warm-up / Orientation Through, Over, Around



Orientation

4v4 to 4 Small Goals



Organization

Duration Intensity

Area: in a 47Wx36L yard field with two goals on each end-line.
 Target team (Red): #'s 7, 8, 9, 11 - Opposition team (White): #'s 2, 3, 4, 6. Score in either of the opponent's two goals. Any goal scored after a through pass, wall pass or a pass over the defenders is worth 10 points. Play to 30 points or 5 minutes, (whichever comes first).

Coaching Points

Activity Time Rest Intervals

What? Technique - Passing: Accuracy and pace. Receiving: Body position. surface selection of the foot and ball, first touch direction and distance. Dribbling to beat an opponent. Shooting: Surface of the foot and the ball.
Team Tactical Attacking Principles - Spread out: Who? Where? When? Why? - Play forward when possible: Where? When? - Triangulate: Who? When? Where?

Organization

Duration Intensity

Area: in a 50Wx60L yard field with big goals
 Target team: #'s 1, 4, 6, 7, 8, 9, 11 - Opposition team: #'s 1, 2, 3, 4, 6, 8, 9. Play to score in the opponent's goal. All laws apply.

Coaching Points

Activity Time Rest Intervals

What? Technique - Passing, Receiving, Dribbling to beat an opponent & Shooting.
Team Tactical Attacking Principles - Spread out: Who? Where? When? - Playing forward when possible: Who? Where? When? Why? - Triangulate: Who? Where? When? - Create Diagonal passing lanes: Who? Where? When? - 2v1's: Where? When? Why? - Runs in behind/between the defensive line: Who? Where? When?

Learning

7v7 to Goal



Implementation

9v9 Duration Formation Activity Time Rest Intervals

Organization

In a 50Wx75L field play 9v9. All FIFA laws apply. Encourage #'s 7, 8, 9, 11 to combine with each other.

Coaching Points

Technical Execution, Team Tactical Attacking Principles, 5W's, Speed of Play



MASS YOUTH SOCCER SESSION PLAN

Topic

INDIVIDUAL DEFENDING

Objectives (5 W's)

Who: #4, #5, #6, #8
Where: In the defensive half of the field
What: Press the player with ball, Deny chances, Prevent goals, Regain the ball
When: When not in possession of the ball and close to your own goal
Why: Stop penetrating players from scoring or creating scoring opportunities

Organization

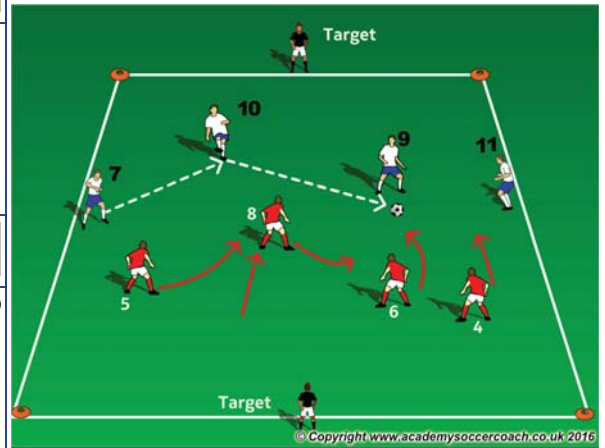
Duration Intensity

Area: 50Wx40L yard field with Target on each end.

Target team (Red): #'s 4, 5, 6, 8 – Opposition team (White): #'s 7, 9, 10, 11

White team passes w/max 3 touches to play into Target behind the Reds. Red team doesn't try to tackle the ball, but can intercept bad touches or passes and play to the Target behind the Whites.

Warm-up / Orientation 4v4 to Targets



Coaching Points

Activity Time Rest Intervals

What? Technique - Angle and speed of approach, footwork of the player closest to the ball, eyes on ball, body position.

Team Tactical Defending Principles - Make It/Keep It Compact: Who? When? Press: Who? When? Give Cover: Who? When? Where?

Orientation 5 v 5 to Goal & Counters



Organization

Duration Intensity

Area: 50Wx50L yard field, 1 big goal, 3 counters

Target team (Red): #'s 1, 4, 5, 6, 8 – Opposition team (White): # 7, 8, 9, 10, 11

Red Team defends the big goal and scores in the counter goals. White tries to score on Red #1.

(limit touches for the White team only if needed)

Coaching Points

Activity Time Rest Intervals

What? Technique: Angle, speed & distance of approach, footwork of the player closest to the ball, eyes on ball, body position, Tackle, poke or block

Team Tactical Defending Principles - Make It/Keep It Compact: Who? Where? When? Press: Who? Where? When? Outnumber Opponent & Give Cover: Who? Where? Why?

Organization

Duration Intensity

Area: 50Wx60L yard field, big goal on both ends

Target team (Red): #'s 1, 2, 3, 4, 5, 6, 8 - Opposition team (White): #'s 1, 6, 7, 8, 9, 10, 11

Both teams attack and defend 1 big goal. All rules of soccer apply.

Learning 7v7 to Goal



Coaching Points

Activity Time Rest Intervals

What? Technique: Angle, speed & distance of approach, footwork of the player closest to the ball, Tackling techniques

Team Tactical Defending Principles: Make It/Keep It Compact: Where? When? Press: Who? Where? When? Outnumber Opponent & Give Cover: Who? Why? Pressure in the Hotzone: Where? When?

Implementation

9v9 Duration Formation Activity Time Rest Intervals

Organization

In a 50Wx75L yard field, play 9v9. All FIFA Laws apply.

Coaching Points

Technical Execution, Team Tactical Defending Principles, 5W's, Speed of Play



MASS YOUTH SOCCER SESSION PLAN

Topic

SMALL GROUP DEFENDING OF THE #'s 4, 5 & 6

Objectives (5 W's)

Who: #4, #5 & #6
What: Work together to stop penetrating passes and shots
Where: In the defensive half of the field
When: When not in possession of the ball and close to your own goal
Why: Stop the attacking team from scoring from central areas

Organization

Duration Intensity

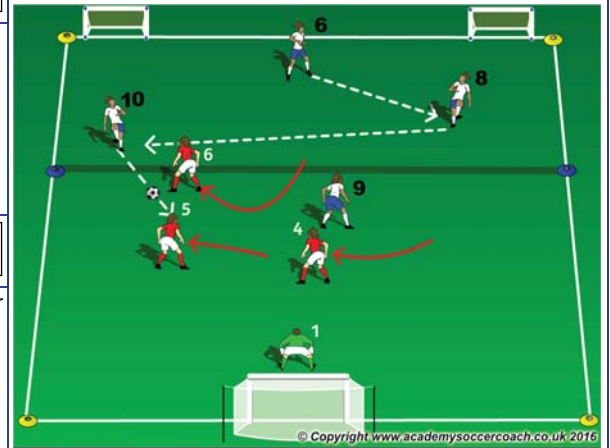
Area: 40Wx50L yard field, 1 big goal, 2 counter goals. Target team (Red): #'s 1, 4, 5, 6
 Opposition team (White): #'s 6, 8, 9, 10. The White team plays at least 2 touch but no more than 3 touch passes. They will try to play into the Red's #1. Reds can only intercept passes. If they intercept a pass, they can try to pass it into one of the counter goals. Reds cannot tackle the ball.

Coaching Points

Activity Time Rest Intervals

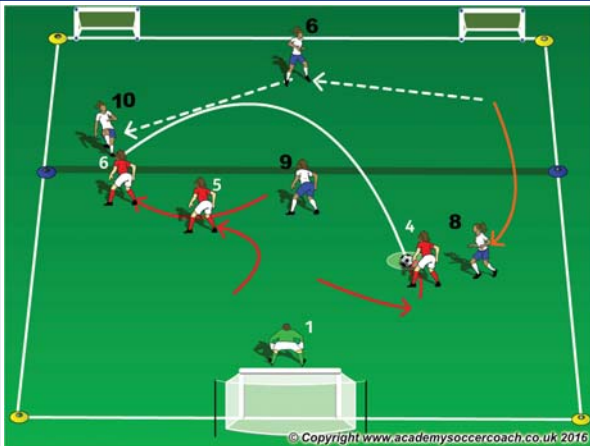
What? Technique - Angle, speed and distance of approach. Footwork of the player closest to the ball. Keep your eyes on the ball.
Team Tactical Defending Principles - Make It/Keep It Compact: Who? Where? When? Press: Who? Where? When?

Warm-up / Orientation 4v4 Intercepting Passes



Orientation

4v4 to Goal & Counters



Organization

Duration Intensity

Area: 40Wx50L yard field, 1 big goal and 2 counter goals. Target team (Red): #'s 1, 4, 5, 6 – Opposition team (White): #'s 6, 8, 9, 10. Red defend the big goal and score in either counter goal. Whites try to score in the big goal. (limit touches for the White team only if needed)

Coaching Points

Activity Time Rest Intervals

What? Technique - Angle, speed and distance of approach. Footwork of the player closest to the ball. Eyes on ball. Types of Tackle: poke or block. Correct distance and angle of covering player.
Team Tactical Defending Principles - Make It/Keep It Compact: Who? Where? When? Press: Who? Where? When? Out Number the Opponents/Cover: Who? Why?

Organization

Duration Intensity

Area: 50Wx65L yard field with a big goal at both ends. Target team (Red): #'s 1, 4, 5, 6, 8, 9, 10 – Opposition team (White): #'s 1, 6, 7, 8, 9, 10, 11. Both teams attack and defend 1 big goal. All rules of soccer apply. How long can the Red team play without allowing a shot or a goal?

Coaching Points

Activity Time Rest Intervals

What? Technique - Angle Speed and Distance of approach. Footwork. Tackle. Distance and angle of covering player.
Team Tactical Defending Principles - Make It/Keep It Compact: Who? Where? When? Press: Who? Where? When? Outnumber the Opponents/Cover: Who? Why? Pressure in the Hotzone: Where? When?

Learning 7v7 to Goal



Implementation

9v9 Duration Formation Activity Time Rest Intervals

Organization

In a 50Wx75L yard field, play 9v9. All FIFA Laws apply.

Coaching Points

Technical execution, Team Tactical Defending Principles (5 W's), Speed of play



MASS YOUTH SOCCER SESSION PLAN

Topic

SHOOTING 1

Objectives
(5 W's)

Who: #7, #9, #10, #11 **What:** Shooting, Receiving, Play forward when possible, Create 1v1 and diagonal passing lanes, Runs to get in between/behind defensive line
Where: In the attacking half of the field close to the goal area
When: There is a shooting window
Why: To develop an aggressive goal scoring mentality

Organization

Duration 18 mins Intensity Med-High

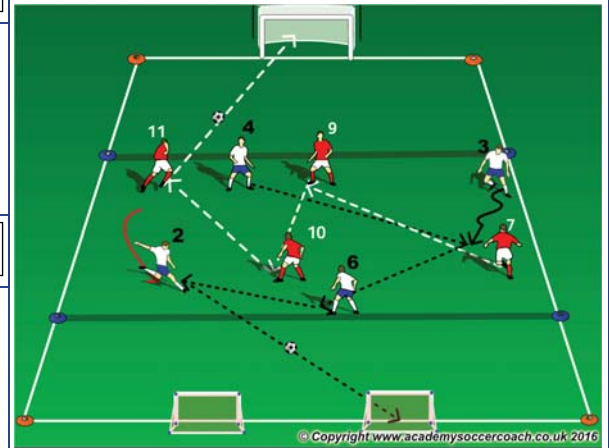
Area: In a 50Wx36L yard field with a big goal and two counter goals.
Target team (Red) #'s 7, 9, 10, 11 - Opposition team (White): #'s 2, 3, 4, 6. Groups have 4 minutes to combine and score as many goals at each end shooting from the central zone on the fly - Interval 1: How many can you score? - Interval 2: Improved by 1 - Interval 3: Which team can score the most goals in 4 minutes?

Coaching Points

Activity Time 4.5 min Rest 1.5 min Intervals 3

What? Technique of Finishing - Knees bent, head down, hips and knee over ball, body slightly leaning over ball, non-kicking foot beside ball. Ankle locked, angle of approach to the ball, strike ball with laces at the center of the ball, follow through and land on the non-kicking foot.

Warm-up / Orientation Shooting Competition



Orientation 4v4 - Power Shooting



Organization

Duration 20 mins Intensity Med-High

Area: In a 50Wx36L yard field with a big goal and two counter goals.
Target team (Red): #'s 7, 9, 10, 11 - Opposition team (White): #'s 1, 2, 3, 4. Red team scores in the big goal, the white team scores in either of the two goals.
Scoring: All goals scored from the central zone are worth 100 points. Play to 300 points.

Coaching Points

Activity Time 5 mins Rest 1.5 min Intervals 3

What? Technique - Shooting. Receiving: Body position, surface selection of the foot and ball, first touch direction and distance.
Team Tactical Attacking Principles - Playing forward when possible: Who? Where? When? Why? - Create a 1v1 or 2v1: When? Where? Why? - Create Diagonal passing lanes: Who? Where? When? Why?

Organization

Duration 22 mins Intensity Medium

Area: in a 50Wx60L field with goals.
Target team: #'s 1, 4, 7, 8, 9, 10, 11 - Opposition team: #'s 1, 2, 3, 4, 6, 8, 9.
Play to score in the opponent's goal. All laws apply.

Coaching Points

Activity Time 9 mins Rest 2 mins Intervals 2

What? Technique - Shooting and Receiving
Team Tactical Attacking Principles - Playing forward when possible: Where? When? Why? - Create a 1v1 or 2v1: When? Where? Why? - Create Diagonal passing lanes: Who? Where? When? Why? - Runs to get in behind/between the defensive line: Who? When? Why?

Learning 7v7 to Goal



Implementation

9v9 Duration 30 mins Formation R GK-3-2-3 v W GK-3-3-2 Activity Time 12 mins Rest 3 mins Intervals 2

Organization

In a 50Wx75L field play 9v9. All FIFA laws apply. Encourage #'s 7, 8, 9, 11 to finish inside the box.

Coaching Points

Technical Execution, Team Tactical Attacking Principles, 5W's, Speed of Play



MASS YOUTH SOCCER SESSION PLAN

Topic

SHOOTING 2 - FINISHING INSIDE THE BOX

Objectives (5 W's)

Who: #7, #9, #10, #11 **What:** Shooting, Receiving, Play forward when possible, Create 1v1 and diagonal passing lanes, Runs to get in between /behind defensive line, Get numbers in the box
Where: Inside the Penalty Area
When: The ball has been put across the goal mouth or shooting window is available
Why: To develop an aggressive goal scoring mentality

Organization

Duration Intensity

Area: In a 47Wx36L yard field with a goal and two small counter goals.
 Target team (Red): #'s 7, 9, 10, 11 - Opposition team (White): #'s 2, 3, 4, 6. Groups have 4 minutes to combine and score as many goals at each end; shooting inside the scoring zone - Interval 1: Finish with 2 touches - Interval 2: Finish with one touch - Interval 3: Which team can score the most goals in 4 minutes?

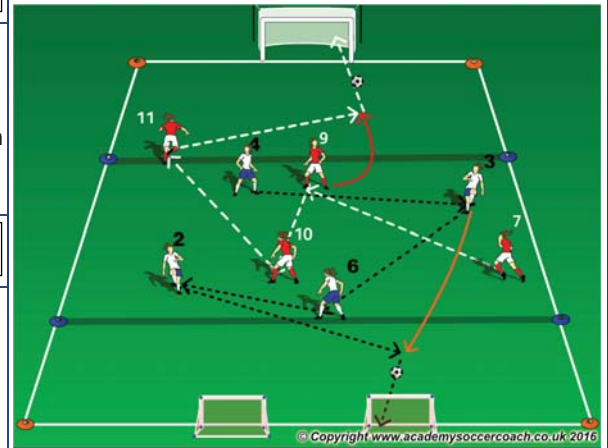
Coaching Points

Activity Time Rest Intervals

What? Technique of Finishing:

Knees bent, head down, hips and knee over ball, body slightly leaning over ball non-kicking foot beside ball. Ankle locked, angled approach to ball, strike ball with laces or the inside of the foot at the center of the ball

Warm-up / Orientation Shooting Competition



Orientation

4v4 - Romarios' Game

Organization

Duration Intensity



Area: In a 47Wx36L yard field with a big goal and two small counter goals.
 Target team (Red): #'s 7, 9, 10, 11 - Opposition team (White): #'s 1, 2, 3, 4 - Red team scores in the big goal, the White team scores in either of the two goals.
 Scoring: A goal scored by one touch is 100 points. Goal scored with 2 touches is 50 points. Any other goal is 1 point.

Coaching Points

Activity Time Rest Intervals

What? Technique - Shooting/Finishing: Accuracy and pace - Receiving: Body position, surface selection of the foot and ball, first touch direction and distance
Team Tactical Attacking Principles - Play forward when possible: Who? Where? When? Why? - Create 1v1 or diagonal passing lanes: Where? When? Why? - Runs to get in between/behind defensive line: Who? Where? When? Why?

Organization

Duration Intensity

Area: in a 50Wx60L yard field with goals
 Target team: #'s 1, 4, 5, 7, 9, 10, 11 - Opposition team: #'s 1, 2, 3, 4, 6, 8, 9. Play to score in the opponent's goal. All laws apply.

Coaching Points

Activity Time Rest Intervals

What? Technique ~ Shooting and Receiving

Team Tactical Attacking Principles - Playing forward when possible: Where? When? Why? - Create 1v1 or diagonal passing lanes: Where? When? Why? - Runs to get in behind/between the defensive line: Who? When? Why? - Play early crosses behind defenders: Where? When? - Get numbers into the box: Who? When? Why?

Learning

7v7 Finesse



Implementation

9v9 Duration Formation Activity Time Rest Intervals

Organization

In a 50Wx75L field play 9v9. All FIFA laws apply. Encourage #'s 7, 9, 10, 11 to finish inside the box.

Coaching Points

Technical Execution, Team Tactical Attacking Principles, 5W's, Speed of Play.