



## 2022 TOC Team Online Check-In

### Required Documents

*Please have all required forms completed and saved to your computer as a pdf file before starting your online check in. (NTSSA Official Roster (signed), Medical Release Confirmation Form, Team Information Form)*

1. Official Roster. **Must be official NTSSA roster with Home Association registrar signature and Head Coach Signature.** Head Coach will sign in space to the left of registrar signature. Contact your association's Registrar to obtain a copy of your team's official roster. Please use the official roster with no photos.
2. Medical Release Confirmation Form; upload only the confirmation form not the Medical Release forms when completing Online Check in. You may download the [Medical Release Confirmation Form](#) from the North Texas Soccer website.

(Each team is required to have a valid Medical Release form for every player on the team. A team representative must have all players' Medical Release forms available at all times during TOC. Medical Release forms do not need to be notarized. You may download the [Medical Release Form](#) from the North Texas Soccer website.)

3. Team Information Form. You may download the [Team Information Form](#) from the North Texas Soccer website.

### Check-In Procedure

1. Coach will log into their gotSPORT profile. Click on person icon in top right to access profile.

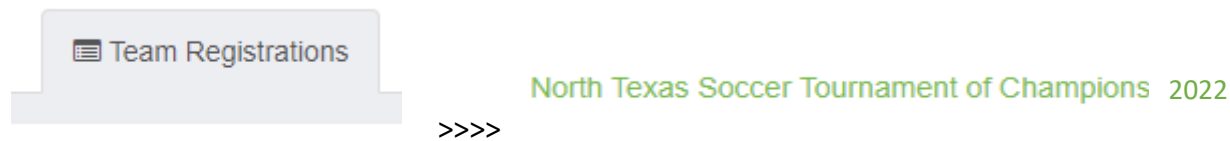


Then Click on Team Management -




Then Click on your team name that is in TOC.

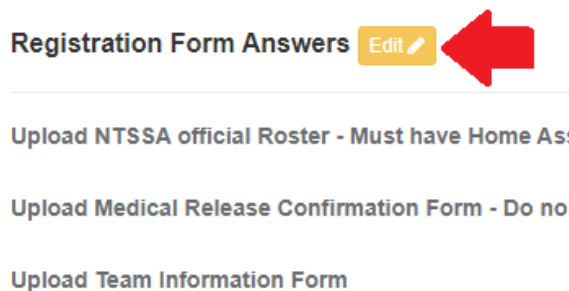
2. After clicking into team, go to Team Registrations, then click on North Texas Soccer Tournament of Champions 2022. (If you don't see it, please make sure your association has added you to TOC)



3. Click on the Registration Tab



4. Click on "Edit" and then you will be able to upload your required documents in each designated field.



5. Make sure you hit Save after adding required documents.

